

Scavenger Hunt for the Southborough Town Forest

Presented by the Southborough Stewardship Committee

We hope you enjoy Southborough's Town Forest and have fun with this scavenger hunt there, or at any outdoor space.

Some fun things to try:

Stay in a spot to find as many as you can, then walk 20 steps and find more!


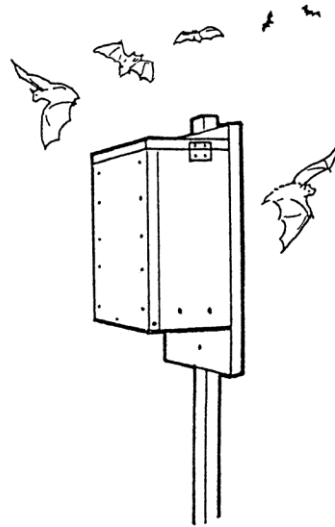
Remember to look all around and up and down.

Try closing your eyes for the second part to see what you can hear.

Keep track of what else you see and hear!

How many can you SEE?

1. A boardwalk
2. A pinecone
3. A lichen (read about lichens at <https://kids.kiddle.co/Lichen>)
 - a. On a tree?
 - b. On a rock?
4. A bat box
5. Something blooming
6. A feather
7. A spider web
8. A toad
9. An animal's home
 - a. In a tree?
 - b. On the ground?
10. A butterfly, bee, or bird
11. A seed
12. Something that crawls
 - a. A worm
 - b. A caterpillar




Scavenger Hunt for the Southborough Town Forest

Presented by the Southborough Stewardship Committee

How many can you HEAR?

1. A woodpecker
2. Rustling leaves
3. Gurgling or dripping water
4. Insect Buzzing
5. Bird singing



After your walk, consider talking about the following:

1. How many different kinds of insects, birds, and animals do you think make their homes in Southborough's Town Forest?
2. What are the parts of Town Forest that they use for food?
3. What are some other things you saw?
4. What are some other things you heard?
5. What was your favorite thing in Town Forest?